

Texas Interscholastic Swimming and Diving Officials



TISDO

2018-2019

Swimming Officials'

Test Prep-Training

Agenda


- Welcome to TISDO
- TISDO Website
- Registration / Testing
- The Basics
- The Nitty Gritty of High School Officiating
- Pool, Lanes, Equipment
- Meet Management, Events, Entries
- Uniforms, Tape, Jewelry
- Conduct
- Jurisdiction
- Strokes
- Rule Changes
- Basics

Welcome to TISDO

- TISDO – Texas Interscholastic Swimming and Diving Officials - our official organization
- TISDO Board – Meets twice a year (minimum)
- 7 Swim Members represent a cross section of the regions across the state plus one Diving Rep (needed).
- State Meet Referee is the Swim Rules Interpreter appointed by UIL.
- State Diving Referee is the Diving Rules Interpreter appointed by the UIL. (ex-officio members)
- Mission: Training – provides consistency, communication improved
- Interpretations – Rules Interpreter usually the final say.
- Benefits for Officials – Pay structure, Insurance, Rulebooks, Name Tags, NFHS Membership, Testing, Website, Contact Person, Training is consistent! Improved meets and helps swimmers and coaches.

TISDO BOARD 2018-2019

Representatives' Areas	Current Rep
Central	Gloria Schuldt – Current Chair
South Plains	Chris Lysinger – Current Vice-Chair
San Antonio	Rog Graham - Webmaster
Houston North	Brian Walls – Current treasurer
Houston /Gulf South	Janet Cranmer - Current Secretary
Dallas/Ft. Worth	Bob Lang
El Paso	John Bernhard
Diving	Open
Swimming Rules Interpreter/State Swimming Meet Referee	Jim Holcomb – appointed position
Diving Rules Interpreter / State Diving Meet Referee	Open – appointed position

This Web Site was last updated on 09/01/2017 at 23:58 CDT		This Web Site observes a 24-hour Central Time Zone Clock	
What's Here	News, Data and General Information		Useful Forms
<ul style="list-style-type: none">● TISDO By-Laws● TISDO Administration● Swimming Officials● Diving Officials● Class 6A Regional Alignment● Class 5A Regional Alignment● Class 6A Team Codes	 <ul style="list-style-type: none">● Link to 2017 - 2018 Arbiter Sports Registration● Official's Clinic Calendar and Schedule● 2017 - 2018 Rule Changes● 2017 -2018 Rule Interpretations● 2017 - 2018 Comments on the Rules		<ul style="list-style-type: none">● Generic DQ Slip● Comprehensive HS DQ Slip● High School False Start Memo● Relay Take-Off Ballots● Lap Counters● Declared False Start● Time Adjustment Form● High School Deck Assignments

Registration

- Annually renewed
- Cost lowered to \$30.00 – cover operating fees
- What do you get?
 - Rules Book
 - Insurance
 - NFHS Membership Fee
 - Name Tag (can't be made/sent until after registration closes)
- Closes Oct 31st at 11:59PM
- Must wait 24 hrs after registration to test!
- Check your name and info carefully! Mailing done through this information!
- Pay only once for swim AND diving

Testing

- Annually
- 50 Random Questions
- Check what you miss
- 80% to pass
- National Federation Test Used
- This power point contains answers to all questions! Use this and your book!
- Why are we certified to do all positions in high school? Purely numbers – not enough officials
- Closes Oct. 31st at 11:59PM



The Basics



Officials' Attire

- ✓ Prelims and one-day meets -> white polo shirt, khaki pants/shorts or skirts
 - ✓ Finals and some Invitational Meets -> navy polo shirt, khaki pants/skirts
- Be prepared – take both
- Always check with the meet referee if in doubt*
- ✓ Mostly white tennis shoes/non-slip
 - ✓ 2018 – 2019 registration name badge (made and mailed after Nov. 1)



Equipment

- ✓ Whistle – you could be the deck ref
- ✓ Bell if you have one (check school supply stores) – check with the pool
- ✓ Forms – Deck Assignments, DQ, Relay Take Off Ballots, 500 Free - all on TISDO Website
- ✓ Clip Board – do not carry on deck, do not write on heat sheet on deck – just raise your hand and notify referee.
- ✓ Measuring tape / Electrical tape – mark 15 meter mark when necessary



THE NITTY GRITTY OF High School Officiating

- Team Sport as well as individual sport
- Representing their school – some rules are a result of this, UIL is our State Organization for high school sports and communicates with coaches and districts.
- Coach is responsible party – go through him
- OJT – Officiating in High School is On the Job training....we need you
- Certified for all positions – due to OJT and few officials, many places have no officials, you may work all alone so you must be able and willing to start, deck ref, etc! Do your best.
- We all work all season to prepare for District, Region, State Meets. Objective for meets is to learn and provide opportunity for athletes!

Pool, Lanes, Equipment

- Referee's responsibility 30 minutes prior to start (pg 39-42)
- Rules regarding pool dimensions, markings, and/or construction can be waived/ mutual consent unless State Association (UIL) determines otherwise. (Pg 11)
- If the water depth is < 4ft an in-water start must be used. (Pg 15)
- If water conditions do not meet specifications, the REFEREE may declare that the meet will not be conducted – not the coaches decision. (Pg 14)
- Maximum height of the top front edge of the starting platform with water depth of 4 ft or more is 30 in.(Pg 15)
- A proper recall device is a rope placed beyond 15 meter mark, an air horn, or the starting device. (Pg 15)
- The starting signal should be loud enough for all lanes to hear fairly and should involve both an audible and optical signal. (Pg. 15)
- A meet that is suspended is resumed at the point of suspension with the score and entries the same as when suspended. (Pg 60)

EQUIPMENT

What to check for:

- Backstroke flags – If the flags are old and have few pennants, the referee disqualifies home team medley relays, 200IM, and 100 Backstroke. All points go proportionally to the visitors only for the number of swimmers they have entered only. (Pg 15)
- Lap Counting System – Cards must be provided for each visitor's lane, host team may participate without cards. White with 12 inch black odd numerals, one solid fluorescent orange card with or without a number. Not enough cards for visitors, swim event but home team is DQ'ed. Home team may swim without counters. (Pg. 15 - 16)
- Loose Blocks – If one or more blocks are loose, all swimmer start from the side of the deck or in the water. (Pg. 14 - 15)
- Timing devices should be calibrated to .01 (one one-hundredth) (Pg 16/pg 54)
- A swimmer MAY place a towel over the starting platform. (Pg 16)
- No backstroke ledges have been approved for use. (Pg 17)
- Track style wedges are legal. (Pg) (also see relays for rule on take offs)
- Timing pads are official unless a malfunction is detected. (Pg 55)
- A ballot system may be used as a back up timing system due to failure, placing 2 finish judges, one on each side of the pool. (Pg 57).

Championship Meets

- State Association may determine (Ex: Sprint Meet, TISCA, District, Region, State) (Pg. 10)
- All rules apply: dual confirmation on relays, 4 entries per individual event per team and 1 relay team per relay event unless allowed by UIL (Pg 18)
- A missed event disqualifies the athlete from further competition. (Pg 19)
- Events prior to missed event may count for finals (Pg 19)
- A swimmer may be at the blocks but not step up in time – this is not a missed event. This is a delay of meet and results in a DQ. Only if the swimmer is not present at the blocks should the athlete be disqualified from further participation. (Pg. 23, 3.2.3.Situation C)
- Alternates for relays are eligible for swim offs – 8 names should be submitted for relay events. (Pg. 18-19)
- The first swimmer on a relay is determined by the swimmer who steps up on the block. They may not step back down. No penalty for out of order – record keeping only. (Pg 24)

Championship Meets

- Championship Meet format may be used at a Multi-Team Meet, an Invitational, or Season Culminating Meets (Pg 10)
- At least 2 stroke inspectors are required (Pg 42)
- Dual Confirmation on relays is required – may use 2 officials, one on each side of the pool looking across all 8 lanes (Pg 43)
- Declared False Starts – DFS – only needed at Championship Meets, removes swimmer from a specific event, may notify referee in advance or just not step up on block (delay of meet), counts as an event DQ, may be revoked. Counts as an event. Not the same as a SCRATCH. (Pg 10, Pg 19, 23)
- Scratch – withdraw of a competitor from further competition. Coaches confuse this with DFS.(Pg 10)
- Non-Champ Meets – You may work alone, events may be changed for swimmers -> not entered until they swim it, dual confirmation not required, only a DQ for missing event – DFS not needed. (Pg 19 – 20))

Uniforms: Pg 25 - 33

- Athletes are representing their schools, do not have to have on a school cap or suit (coach's decision)
- 1 suit but 2 caps may be worn (if cap comes off, the cap underneath must be legal or it is a DQ) (Pg 25)
- More than 1 suit or undergarment – letter from UIL (Pg 28)
- Try to catch illegal suits and caps during warm up to change
- Best to communicate to coach when seen – (Pg 97)
- Faster the swimmer, the smaller the suit – fine line to determine, ref decision, offends someone ask the athlete to wear something over the suit to and from the blocks. (TX Interpretation) (pg 97)
- Do not step down for illegal uniform (Pg 26)
- Jewelry is now allowed, not a DQ but may remove if hanging dangerously (Pg 31)
- Tattoos are allowed unless offensive.
- A Chronographic Watch or earpiece transmitting performance time is not allowed. (Pg 33) We do not ask swimmers to remove watches as jewelry.

TAPE

- Neoprene sleeves, arm or leg braces compression devices – legal for warm up only – not to swim even with letter. (Pg 30)
- Kinesio-tape or any medical tape, band aid, may be worn for injury only. Tape requires letter – see below (Pg 27-30)
- Divers may wear tape / wraps for support without letter. (Pg 26)
- Tape may be used to treat a documented medical condition with a letter (no date necessary) from a medical dr, chiropractor, physician's assistant, advance practice nurse, or school trainer. (UIL interpretation, Pg 27-30, Board)
- Tape is NOT allowed even with a letter if it is excessive (solid covering of an area, or provides a competitive advantage.)

Conduct pgs 33 - 37

- The penalty for Unsportsmanlike Conduct is to disqualify the athlete from further competition, including **all events previously qualified**. This includes ridiculing a competitor, coach, team, official, taunting to embarrass, insult, or display a negative gesture towards an official, opponent or team. (Pg 33)
- Deck changing – Unsportsmanlike conduct rule. Official must observe this. (Pg 33)
- Deck changing occurs on the deck usually with a towel, changing in the bathroom or temporary locker room is allowed. (Pg 33)
- Shaving at a swim facility is never allowed. Removed from all participation (blood born pathogens). (Pg 33)

Conduct pgs 33 - 37

- When spectators become unruly, the referee shall ask the home team coach or meet director/administrator/security to resolve the situation. (Pg 34)
- Team personnel may use electronic devices to transmit and record events of a competitor's performance for personal / team use only. Officials do not review videos, tapes, or photos. (Pg 32)
- Unsporting Conduct – out of entire meet (Pg. 33)
- Unacceptable Conduct – DQ from event (Pg. 34)
- Use good judgment / Do what makes sense! (TISDO)

Entering Pool Without Permission

- **Entering the pool without approval: See page 34**
 1. Non-participating swimmers enter the pool during the race, that swimmer is DQ'ed from further competition (Examples: counter in 500 free jumps in to get a card, swimmer who missed event or delayed meet enters late, teammate jumps in to congratulate swimmer.
 2. Competitor enters the water before the race without permission = DQ
 3. Competitor in a race gets out and re-enters pool while race is still going on – DQ from THAT event.
 4. Competitor in that race gets out and re-enters upon completion of race – DQ from NEXT event.
- **DQ for competing in the wrong lane**

These things happen when kids get excited: championships!

Officials and Their Duties pgs 37 - 45

- Referee's Duties: See pg 39 – 40, includes determining missed events, check # of entries, signal a DQ properly, determine when backup times are needed, check score to correct within 48 hours, determine disqualifications.
- Starter's Duties: See pg 42 includes following start procedures pg 60-61 – 60, initiate false start to referee for dual confirmation, rings bell over last lap (17) of 500 free or designates someone to ring bell. (we also have them record order of finish, record laps in 500 freestyle). Whistle Protocol pg 102. (Event # and heat for heats after first heat.)
- Stroke Inspectors' Duties: See Pg 42 includes jurisdiction from END WALL to END WALL of pool. Report violations promptly by raising hand and notifying referee. Follows procedures for given swimming events Pg 60 – 73.

Officials and Their Duties pg 37 - 46

- Turn Judges' Duties (pg 43): assume assigned position, examine last stroke in, the turn, and the first stroke out to adhere to rules found on Pg. 60 – 72.
- Finish Judges' Duties: Last stroke in on a race or as assigned by the referee. (Pg 45)
- Officials' calls must be immediate, not at the conclusion of the race if hand is not raised, there is no DQ. (Pg 43)
- Head (Chief) Timer – instructs other timers on use of watches, reports to referee. (Pg 45)
- Head Lane Timer – records the times for each race, tally the laps in the 500 free (we use Starter as well using a lap counting sheet. (Pg 46)

Relay Take Off Judges Pgs 43 - 44

- Relay Take Off Judges' Duties

1. Side judge observing from side / Lane Judge from next to middle lanes for dual confirmation. Dual Confirmation may be across all 8 lanes between 2 judges.
2. Observe feet leaving the platform then the hand coming in to touch. (Pg 43)
3. Use relay ballots – slips – no discussing the ETO for dual confirmation. (Pg 44) In Texas, we initial these and ones with a matching call are included with meet results (handed in to referee and admin)
4. Only the outside (side judge) raises his/her hand for DQ after the last swimmer enters the water. (Pg 44)
5. If not using dual confirmation, the hand should be raised but is done **immediately** upon noting the ETO. (Pg. 44)
6. When wedges are used on the starting blocks, the relay take off judge assigned to a lane is to immediately call a DQ properly raising a hand if swimmers 2,3, or 4 have both feet on top of the wedge at the time of take off. A foot in front is the ball of the foot and toes. (Interpretation, Pg. 44)

Individual Swimming Events

Starts

- Forward start for all events except backstroke (unless it is a backstroke relay event). (Pg 60)
- For backstroke, swimmers enter water feet first ;diving in is a DQ marked as a False Start at the discretion of the referee and starter. (Pg 60)
- Swimmers may step/hop/ jump into pool for backstroke, but a cannon ball is a DQ for Conduct. (TISDO Interpretation)
- Swimmers must come down and remain stationary (not motionless) prior to the start.
- False start is not recalled UNLESS there was an unfair start such as a camera flash, timer interference, malfunction of starting device, noise maker (not permitted in swim center). (Pg 60, 61)
- If recalled, Referee is advised to have the heat sit and move on with next heat and then call up again.
- If the moving swimmer enters the water on the command STAND, the swimmer for whom the call STAND was made is DQ'ed. Other swimmers moving due to the swimmer entering the water are to resume position on blocks. (Pg 62-63)
- Toes may be above the water but not curled over the gutter for backstroke starts. (Pg 63).

Individual Swimming Events

pg 64 - 70

Backstroke pg 64

- Body remains on the back not past the vertical plane except when executing a turn. (Pg. 64)
- Toes may be above water but not curled over gutter. (Pg 64)
- Swimmer may be completely submerged at the start and turn until the 15 meter mark is reached by the head. (Pg 64)
- Swimmer may turn over past the flags but not flip to turn. (Pg 67)
- Swimmer may kick into the wall, but not stroke. (Pg. 65)
- Swimmers who miss the wall on the turn may scull on their back to touch the wall and continue but does not assume a vertical position. (Pg. 67)
- At the finish, the swimmer must touch the pad with some part of the body. (Pg 65)
- The swimmer may not be re-submerged at the finish of the backstroke. This means that the finish judge or side judge can see significant space between the wall and the swimmer. (Interpretation, pg 67)
- Backstroke may be swum in a freestyle event except for the free portion of the 200IM or the 200 Medley Relay (Lochte Turn illegal-the swimmer may leave the wall at the vertical but must not be towards the back when the first stroke or kick is taken which is the Lochte Turn.) (NFHS Interpretation, Pg 70)

Individual Swimming Events

Breaststroke – pg 65

- Body remains on the breast except during turn. (Pg 65)
- The shoulders must be at or past the vertical towards the breast when the feet leave the wall and return to the legal body position prior to the first stroke. (Pg. 65)
- On start and turn, one arm stroke beyond the hip line followed by one breast stroke kick may be made underwater. Anytime before the first breaststroke kick, a single dolphin kick is permitted. (Pg. 65)
- The head must break the surface before the hands turn inward at the widest part of the second stroke after the start and each turn. (Pg. 65)
- No 15 meter mark required (this is the only stroke) (Pg 65)
- Stroke cycle used. (Pg 65)
- May be used as freestyle in freestyle events (50, 100, 200, 500, free relays)

Individual Swimming Events

Butterfly (Pg 66)

- Body remains on the breast except during a turn. (Pg. 66)
- Only one arm pull under water at start and turn. (Pg. 66)
- Multiple kicks allowed. (Pg. 66)
- Arms simultaneously pull backwards under the water then simultaneously recover over the water.(Pg 66)
- 15 meter mark applies. (Pg 66)
- No re-submerging after 15 meter mark / breaking surface. (Pg 66)
- Kick is simultaneous up and down in the horizontal plane. (Pg 66)
- May be used as freestyle in freestyle events (50 free, 100 free, 200 free, 500 free, free relays only)

Individual Swimming Events

Freestyle Pg 66

- Forward Start (Pg 66)
- Any body position, stroke, or combination of strokes permitted (unless it is the freestyle portion of the IM or Medley Relay where illegal versions of strokes may be used) (Pg 66)
- 15 meter mark applies. (Pg 66)
- Swimmer may scull back if a turn is missed. (Pg. 66)
- Swimmer may push off the bottom – stands on the bottom – freestyle only since in other strokes it is a form violation. (Pg. 36 Situation 3.6.2 Sit E)

Relays pg. 70 -73

- Entries should include 8 swimmers' names then 4 declared at the proper time and place. Alternates must come from the original 8. (UIL, Pg. 19-20)
- Medley relay stroke finishes adhere to the rule for the finish of each stroke. (Pg. 67, 70)
- If a relay is DQ'ed, the lead off swimmer's time still may count as an individual time for that stroke unless it is due to a conduct sportsmanship violation. (Pg 71)
- The first swimmer on a relay is designated when by the swimmer who steps up on the starting platform first and may not be changed. (Pg 70)
- Wedge Rule for swimmers 2,3,4. (pg. 44)
- If a member of a relay team misses the event in a championship meet, only that swimmer is out of the meet. (Pg 22) *(Note: remind coaches that if a swimmer is out of a meet causing the relay to not have enough members, the coach needs to DFS or scratch the relay since all swimmers will be out of the meet if they do not show up at the block!)*



2018 – 2019 Rule Changes

found in beginning of Rules Book and on www.TISDO.org

- *Rule 1 re-organized to be more accurate.*
- *2-4-5 15 meter marks must be visible on both sides of the pool deck.*
- *2-7-2c, 2-7-2 note: No backstroke starting ledges.*
- *4-2-1d Referee will conduct a pre-meet conference with the starter, coach, and captains for each team for all non-championship meets.*
- *4-5-3, 4-7 Responsibilities of stroke inspectors and turn / finish judges may be combined (work a quarter of the pool for stroke.)*
- *5-1-2a Diving may be held first, last or simultaneously to swim events. Break after 50 free still in place for 10-15 minutes.*
- *2 – 6 Water condition requirements and directives for non-compliant conditions provided.*
- *2-7-9, 7-2-5 Clarifies recommendation for posting scores*
- *4-1-2 Clarifies that meet committees and a meet director are only REQUIRED for Championship Meets. Other meets are administered by the referee.*
- *8-3-3 Note: Backstroke relay procedure moved to a note since it is not an NFHS event.*

Other Things to Know

- The break after the 50 free may not be removed but may be shortened from 15 minutes with mutual agreement from coaches. (Pg. 47)
- A swim off should be conducted no later than 45 minutes after the last heat of the last event in which the swimmers have competed during that session of the meet. Swimmers shall have at least 25 minutes between the swim off and any other event in which they participate. (52)
- Alternates may not participate in championship heats. Alternates may be moved into consolation finals only. (Pg. 52)
- If a swimmer chooses not to swim a final before the finals begin, the championship finals may be reseeded moving a consol swimmer into finals. If it is too late, then the championship finals swims with an empty lane and the consolation winner receives 9th place points. (Pg 53, 59)

More to Know

- Blood Borne Elements – When blood is detected on a suit, an open wound, or a competitor is bleeding, he/she shall be directed to leave the activity area until the bleeding is stopped, the wound is covered, the suit/body is appropriately cleaned or suit changed. (Pg 20-21)
- If blood is detected prior to the start of a relay race, the start is delayed while the competitor receives proper treatment or is replaced by a legal entry of the 8 on the relay entry. Once a race begins and blood is detected, the race is stopped and re-swum after treatment and recovery time, unless it is on the 4th swimmer in a relay and they are in the water. Then they just finish. (Pg. 21)
- Concussion Protocol –Trainers should be available at all meets. Notify home team coach or Meet Director.
- Do not go to a meet LOOKING to make DQ's.
- Call what you see, see what you call! The referee should question your calls such as a one hand touch on butterfly, you should be able to tell which hand and where the other hand was located. If you did not see the second hand, then no call (probably) since it MAY have been low and touching the wall!

More to Know

- Meet Committees – A Meet Committee is appointed for Championship Meets. It usually consists of an experienced official, a coach representing the boys' teams, a coach representing the girls' teams, a boy athlete and a girl athlete (nominated by coaches), odd number (5), meet director and meet referee are not members. They make decisions on matters not specifically covered by rules OR on the application of a rule during the meet. Judgment calls (such as 2 hand touch on breast stroke) are not subject to review by this committee. The decision is final.
- The referee is the head official and is responsible for making decisions on matters not specifically covered by the rules, setting aside an application of a rule, or ordering a race to be re-swum when there is obvious unfairness. (Setting aside a rule is not something like stroke form. It involves things like caps with logos for memorials, 2 suits due to a religious or medical issue without a letter, etc.
- No tobacco or alcohol products shall be used beginning with the arrival until the departure following completion of the work session. (Pg. 38)
Don't arrive smelling like alcohol!

Starting Protocol pg 102 - 103

We use whistle commands –

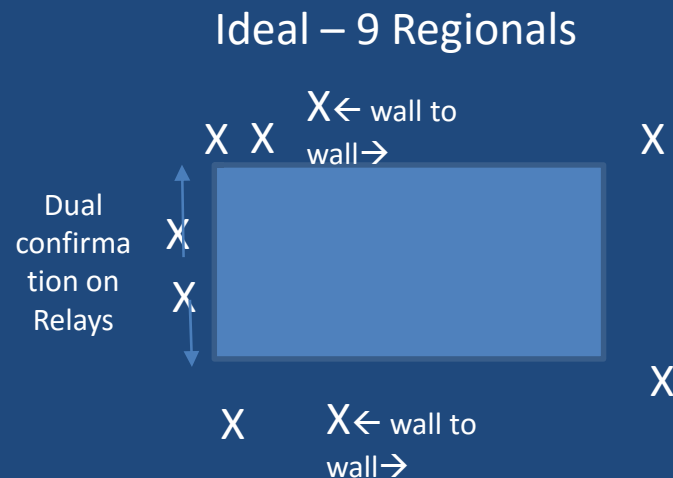
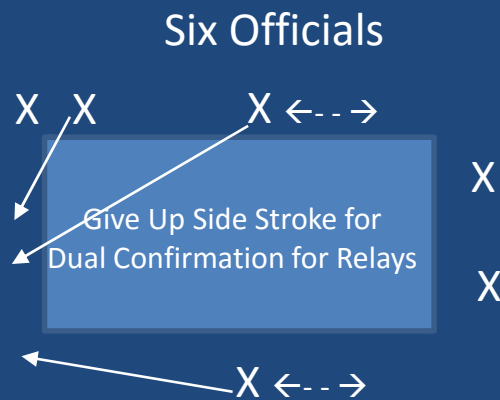
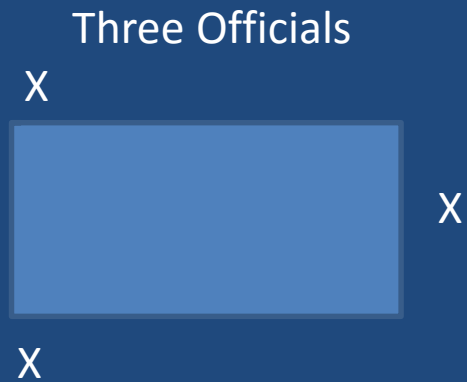
- Short whistles of at least 4 by deck ref.
- Starter announces the Event #, Event Name, Heat Number for the first heat. On all subsequent heats the starter announces Event # and Heat number only. (as done at State Meet)
- Long whistle by deck ref signals for heat to step up on the blocks. If they step up early, do not have them step down. Give time for all to get there and get up without delaying meet or announcing names. (deck ref and starter quickly check lane assignments – should there be an empty lane?)
- Hand is raised by deck ref to hand heat over to the Starter with the raising of an arm. This signals the heat is closed.
- When swimmers are prepared, the starter says, “Take Your Mark” in a conversational tone.
- When swimmers are stationary, the starter activates the signal. If they are not stationary, the starter may say “Stand”. If a person falls in who was set but starting to move early causing the “Stand” command, that person is disqualified for a False Start and immediately removed. If no one falls in, the starter resumes start command. If someone starts early there is no false start and they are DQ’ed for a false start at the completion of that race.

More to Know

- Read Points of Emphasis on pages 97 – 99
- Starting Protocol described is one used in most meets and at the State Meet.
- Uniforms – wording on caps and suits other than the name of the school, mascot, logo, one 2” American Flag, name of participant are not legal. If symbols, or design is in the fabric then it is legal. If it is post-construction, it must be no more than in 9” square – not front and back. Other wording is NOT permitted. Catch it early before they swim! (Pg 94)
- Only the deck ref wears a whistle as part of the uniform on deck. (Texas Protocol)
- Officials should not carry clip boards around deck – starter and deck ref have official heat sheet/clip board at their position, officials should not be writing times on heat sheets, should not be looking up rules on deck during meet. (Texas Protocol)
- State Meet – Please apply. Application on TISDO website. May not work a session your child participates but can work the other session. Hotel rate provided. Honorarium \$75/session plus shirt and parking.
- Conduct yourself as a professional.
- TISDO BOARD Election: Sunday after the State Meet. Must be present to vote. Nominating committee being established. Not a paid position.

Suggested Position on

Pool Deck



QUESTIONS???

- Contact your closest Board Member
- Want to do a clinic in the future?
- Books are only for those who register! Please register tonight if you take a book!